



April

Return Every Friday!

	Monday	Tuesday	Wednesday	Thursday
<p>Week 1 {March 30}</p> <p>Read every day!</p> <div style="display: flex; justify-content: space-around;"> <div style="border: 1px solid black; width: 40px; height: 40px; margin: 5px;"></div> <div style="border: 1px solid black; width: 40px; height: 40px; margin: 5px;"></div> </div> <p style="font-size: small; margin: 0;">Parent Initial Teacher Initial</p>	<p>Write 3 new words for each word family.</p> <p>Did you use any blends or digraphs?</p>	<p>Sound out each word and draw a picture.</p> <p>Circle the vowel in each word.</p>	<p>Write the next 3 numbers for each set.</p> <p>Skip count to 100 by 5's</p>	<p>Color each crayon a different color.</p> <p>Read each sight word and color the box the correct color.</p>
<p>Week 2 {April 6}</p> <p>Read every day!</p> <div style="display: flex; justify-content: space-around;"> <div style="border: 1px solid black; width: 40px; height: 40px; margin: 5px;"></div> <div style="border: 1px solid black; width: 40px; height: 40px; margin: 5px;"></div> </div> <p style="font-size: small; margin: 0;">Parent Initial Teacher Initial</p>	<p>Write the blend at the beginning of each word.</p> <p>Say a rhyming word for each.</p>	<p>Find each of the sight words in the word search.</p> <p>Say each word in a sentence.</p>	<p>Draw 2 keyword pictures.</p> <p>Write the letter.</p>	<p>Use the number line to solve the addition problems.</p> <p>Count to 100</p>
<p>Week 3 {April 13}</p> <p>Read every day!</p> <div style="display: flex; justify-content: space-around;"> <div style="border: 1px solid black; width: 40px; height: 40px; margin: 5px;"></div> <div style="border: 1px solid black; width: 40px; height: 40px; margin: 5px;"></div> </div> <p style="font-size: small; margin: 0;">Parent Initial Teacher Initial</p>	<p>Circle the digraph you hear in each word.</p> <p>What is a digraph?</p>	<p>Write each number.</p> <p>Draw the correct number of pictures.</p>	<p>Draw 2 keyword pictures.</p> <p>Write the letter.</p>	<p>Write the missing number.</p> <p>Create a 3 different patterns with objects in your house.</p>
<p>Week 4 {April 20}</p> <p>Read every day!</p> <div style="display: flex; justify-content: space-around;"> <div style="border: 1px solid black; width: 40px; height: 40px; margin: 5px;"></div> <div style="border: 1px solid black; width: 40px; height: 40px; margin: 5px;"></div> </div> <p style="font-size: small; margin: 0;">Parent Initial Teacher Initial</p>	<p>Draw and write about your weekend.</p> <p>Does your story have a beginning, middle and end?</p>	<p>Match each picture to the correct blend.</p> <p>Say 1 word to describe each picture.</p>	<p>Draw 2 keyword pictures.</p> <p>Write the letter.</p>	<p>Find the words in a magazine, ad, newspaper or internet.</p> <p>Cut and glue them in the box.</p>
<p>Week 5 {April 27}</p> <p>Read every day!</p> <div style="display: flex; justify-content: space-around;"> <div style="border: 1px solid black; width: 40px; height: 40px; margin: 5px;"></div> <div style="border: 1px solid black; width: 40px; height: 40px; margin: 5px;"></div> </div> <p style="font-size: small; margin: 0;">Parent Initial Teacher Initial</p>	<p>Write the missing numbers in the boxes below.</p> <p>Count to 100</p>	<p>Draw a line to match the money to its correct amount.</p> <p>How much is a dime worth?</p>	<p>Write as many letters and words as you count in 1 minute.</p> <p>Count how many you wrote.</p>	<p>Draw a picture. Label the parts of your picture.</p> <p>Tell the story of your picture</p>

Monday {Week 1}

Write 3 new words for each word family

_an

_op

_ug

Tuesday {Week 1}

Sound out each word and draw a picture.

fan

jet

hop

stop

cap

plug

Wednesday {Week 1}

Write the next 3 numbers for each set.

5 6 7

12 13 14

9 10 11

Thursday {Week 1}


Color each crayon a different color. Read each sight word and color the box the correct color.

she	now	saw	she
now	saw	she	now
saw	she	now	she
now	saw	she	now




Monday {Week 2}


Write the blend at the beginning of each word.




__oves




__ed



__uck



__own



__ane



__ock

Tuesday {Week 2}

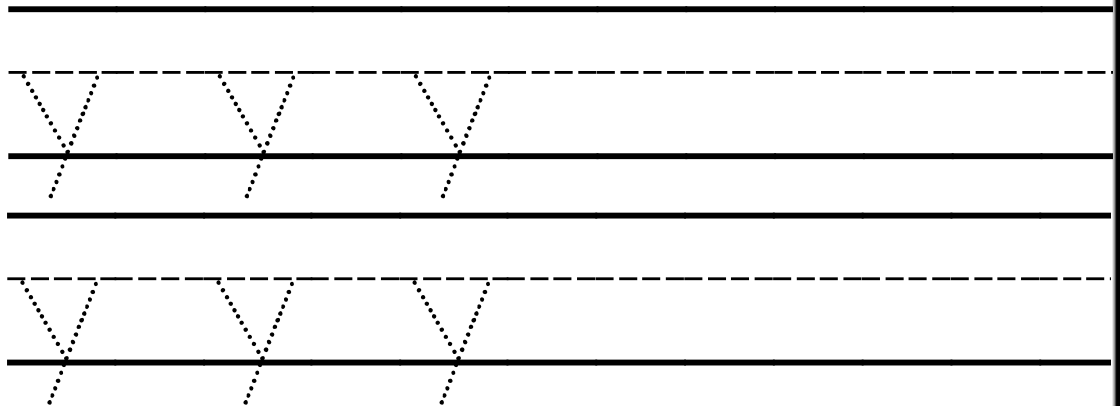
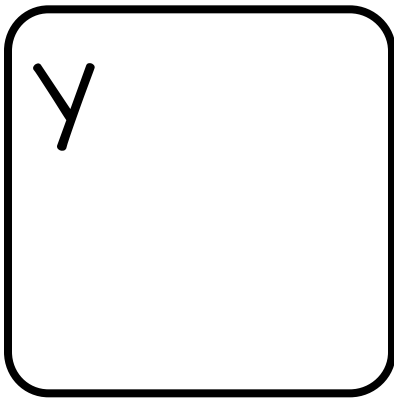
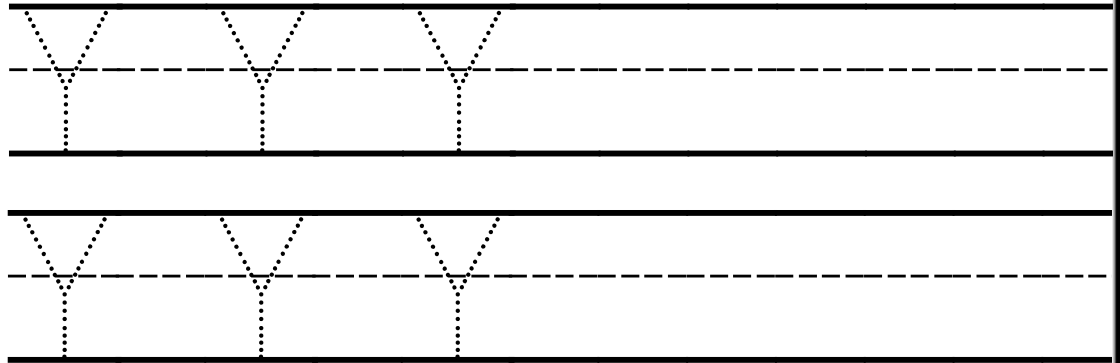
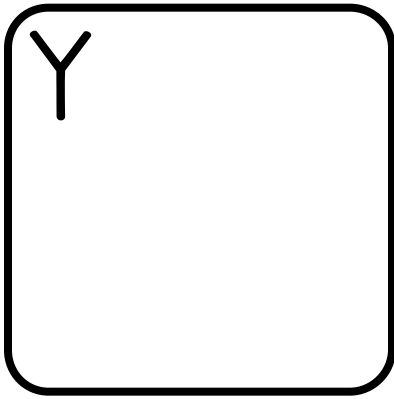
Find each of the sight words in the word search.

Find: now she saw did do

r d b d o s h e j k
l n e w h i a s a w
w q r s n d i d k g
v n o w j f g t r p

Wednesday {Week 2}

Draw 2 keyword pictures and write the letter.



Thursday {Week 2}

Use the number line to solve the addition problems.

$12 + 6 =$

$6 + 6 =$

$5 + 9 =$

$13 + 6 =$

$8 + 4 =$

$2 + 14 =$

$7 + 10 =$

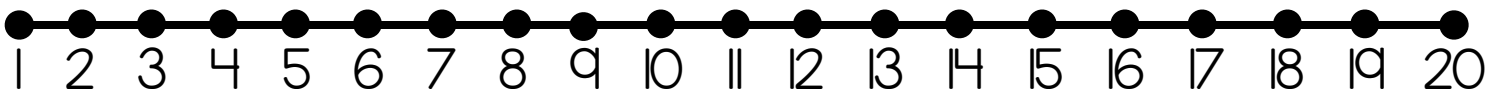
$8 + 6 =$

$7 + 5 =$

$11 + 8 =$


$10 + 5 =$

$7 + 7 =$




Monday {Week 3}

Circle the digraph you hear in each word.




ch sh th



ch th sh



th ch sh



th sh ch



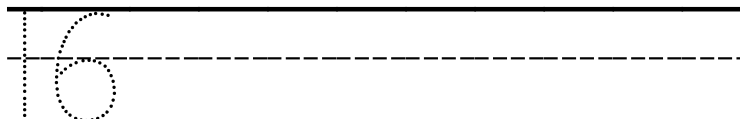
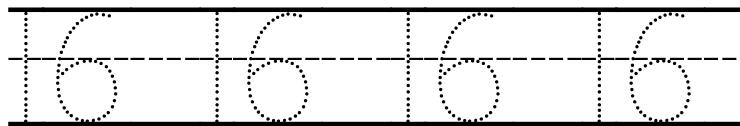
ch th sh



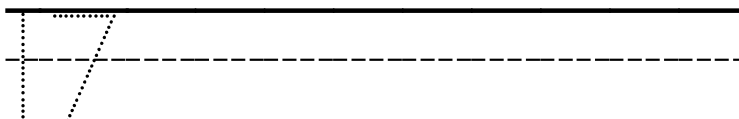
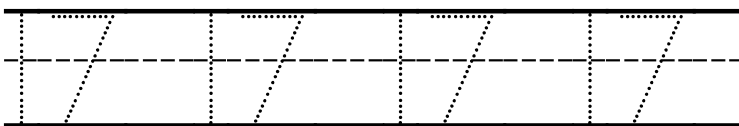
sh ch th

Tuesday {Week 3}

Write each number and draw the correct number of pictures.



Draw sixteen flowers.



Draw seventeen umbrellas

Wednesday {Week 3} Draw 2 keyword pictures and write the letter.

D

D D D

D D D

d

d d d

d d d

Thursday {Week 3}

Write the missing number.

20, 30, ___

___, 80, 90

50, ___, 70


60, 70, ___

___, 30, 40

40, ___, 60

Monday {Week 4}

Draw and write about your weekend.






Handwriting practice lines consisting of solid top and bottom lines with a dashed middle line. There are four sets of these lines.

Handwriting practice lines consisting of solid top and bottom lines with a dashed middle line. There are two sets of these lines.

Tuesday {Week 4}

Match each picture to the correct blend.



sl

cl

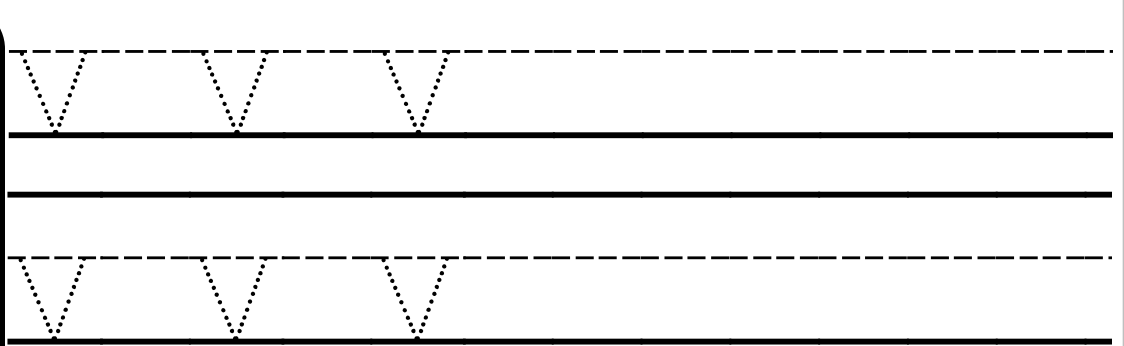

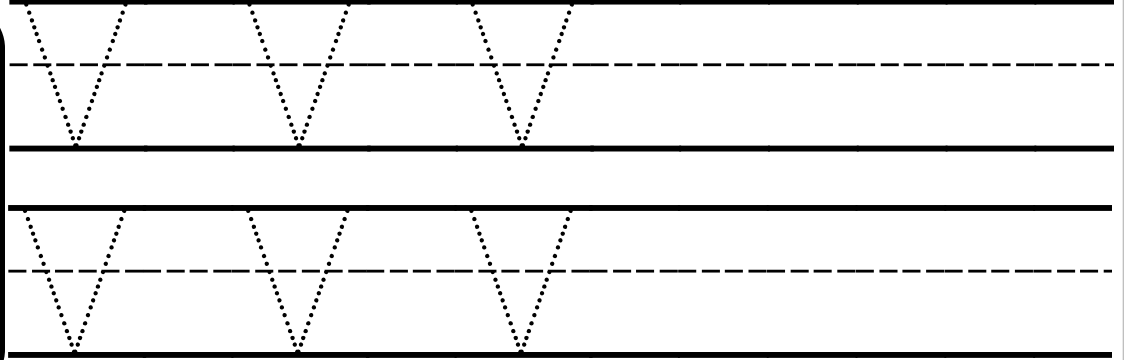

tr

fl

sp


Wednesday {Week 4}

Draw 2 keyword pictures and write the letter.



Thursday {Week 4}

Find the words in a magazine, ad, newspaper, or internet.



Word Bank



did
do
saw
now
she






Monday {Week 5}

Write the missing numbers in the boxes below.

5			20	25	
	40			55	
65			80		90

Tuesday {Week 5}

Draw a line to match the money to its correct amount.

				
5¢	\$1	25¢	\$5	1¢

Wednesday {Week 5}

Write as many letters or words
as you can in 1 minute.

I can write ____ letters and words.

Thursday {Week 5}

Draw a picture. Label the parts of your picture.

